


Rennergebnisse



Saison 2014
zweiter Lauf

Kartarena Cheb
11. Mai

offizielles Endergebnis



Tuning 50

Ergebnis nach witterungsbedingtem Rennabbruch



Position	Nummer	Name	Team	Ergebnis	Abstand	beste Runde	Startpos.	Änderung	Punkte	Bemerkung
1.	#56	Stefan Schulze	Schmiermaxe Racing	5 Runden		1:17,42	4	3↑	12,5	
2.	#99	Alexander Pfeifer	Team SRS	+ 00:02,49	+ 00:02,49	1:17,22	3	1↑	10	
3.	#2	Jan Schäffer	Langtuning-MZA	+ 00:04,26	+ 00:01,77	1:13,43	1	2↓	8	
4.	#1	Eric Hartmann	RGS Motorsports	+ 00:05,32	+ 00:01,06	1:16,82	19	15↑	6,5	
5.	#10	Steffen Schiller	RGS Motorsports	+ 00:13,20	+ 00:07,88	1:19,63	2	3↓	5,5	
6.	#21	Bernhard Ludwig		+ 00:13,98	+ 00:00,78	1:17,89	10	4↑	5	Durchfahrtsstrafe; Verzögerung Rennstart
7.	#82	Markus Thalheim	RGS Motorsports	+ 00:23,42	+ 00:09,44	1:18,64	5	2↓	4,5	
8.	#96	Tom Wende	Racing Team Saxony	+ 00:23,89	+ 00:00,47	1:19,49	9	1↑	4	
9.	#3	Enrico Richter	Schmiermaxe Racing	+ 00:23,97	+ 00:00,08	1:19,87	8	1↓	3,5	
10.	#88	Christian Jacob	Team SRS	+ 00:45,92	+ 00:21,95	1:25,13	11	1↑	3	
11.	#4	Mike Schaarschmidt	SL-Racing	+ 00:48,45	+ 00:02,53	1:30,04	20	9↑	2,5	
12.	#19	Philipp Gräßler		+ 00:51,12	+ 00:02,67	1:28,73	23	11↑	2	
13.	#8	Patrick Mix	Pony-Rennstall	+ 00:51,63	+ 00:00,51	1:24,54	6	7↓	1,5	
14.	#5	Christoph Sabath	TwoStrokeRacing	+ 01:15,69	+ 00:24,06	1:25,94	13	1↓	1	
15.	#6	Phillip Baumgartner		+ 01:32,53	+ 00:16,84	1:17,57	21	6↑	0,5	
16.	#46	Stephan Nitzsche	RGS Motorsports	+ 1 Runde		1:38,16	18	2↑		
17.	#25	Markus Diener	K-PERFORM Racing Team	+ 1 Runde	+ 00:07,16	1:40,72	15	2↓		
18.	#9	Markus Hölig	Hölig-Racing	+ 1 Runde	+ 00:07,72	1:19,68	7	11↓		
19.	#14	Lucas Möckel		+ 1 Runde	+ 00:01,47	1:33,47	22	3↑		
20.	#61	Thomas Patzer	Beinlich Racing Team	+ 1 Runde	+ 00:24,07	1:47,01	17	3↓		
21.	#11	Raimund Wazlawek		+ 2 Runden		1:39,26	16	5↓		dnf
22.	#89	Gerald Göpfert	ZTakt Schmiede Irbersdorf	+ 3 Runden		1:26,47	14	8↓		dnf
23.	#37	Jens Opitz	ZT-Tuning	+ 4 Runden		1:28,13	12	11↓		dnf

letzte vollständig gefahrene Runde des Führenden: #56 Stefan Schulze nach 08:54,96 Minuten
 → es wurden mehr als 50%, aber weniger als 70% der Renndistanz absolviert, daher gibt es halbe Punkte



Tuning 50

Rundenanalyse

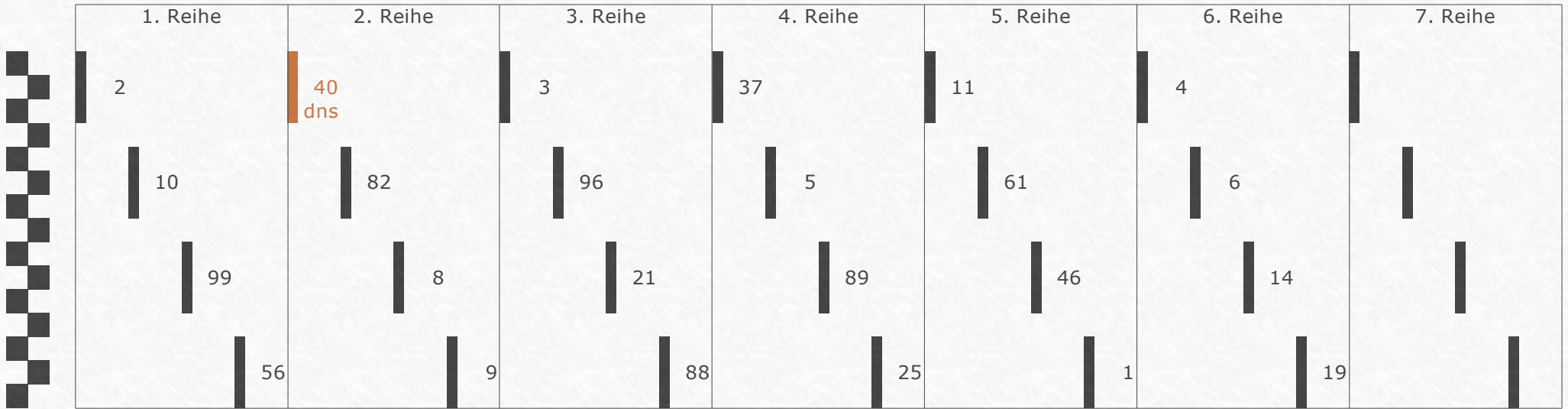


Nummer	Runde 1	Runde 2	Runde 3	Runde 4	Runde 5	gesamt
#56	01:21,53	01:17,42	01:21,40	01:44,44	01:35,22	07:20,01
#99	01:22,19	01:17,22	01:31,46	01:35,99	01:35,64	07:22,50
#2	01:16,59	01:13,43	01:52,71	01:26,89	01:34,65	07:24,27
#1	01:26,03	01:16,82	01:28,62	01:36,38	01:37,48	07:25,33
#10	01:22,70	01:19,63	01:27,18	01:40,31	01:43,39	07:33,21
#21	01:22,90	01:17,89	01:24,49	01:49,51	01:39,20	07:33,99
#82	01:24,39	01:18,64	01:38,03	01:39,44	01:42,93	07:43,43
#96	01:27,90	01:19,49	01:28,65	01:39,48	01:48,38	07:43,90
#3	01:28,66	01:19,87	01:29,52	01:40,43	01:45,50	07:43,98
#88	01:38,58	01:25,13	01:40,42	01:40,58	01:41,22	08:05,93
#4	01:39,41	01:30,04	01:38,52	01:40,99	01:39,50	08:08,46
#19	01:37,26	01:28,73	01:38,85	01:43,39	01:42,90	08:11,13
#8	01:29,59	01:24,54	01:43,60	01:49,44	01:44,47	08:11,64
#5	01:32,56	01:25,94	01:59,53	01:46,92	01:50,75	08:35,70
#6	01:23,58	01:17,57	01:45,47	02:43,04	01:42,88	08:52,54
#46	01:46,82	01:38,16	01:47,06	01:50,55		07:02,59
#25	01:46,57	01:40,72	01:48,82	01:53,64		07:09,75
#9	01:19,68	02:31,71	01:41,00	01:45,08		07:17,47
#14	01:38,48	01:33,47	01:59,99	02:07,00		07:18,94
#61	01:47,01	02:06,86	01:55,24	01:53,90		07:43,01
#11	01:48,69	01:39,26	01:53,58			05:21,53
#89	01:31,41	01:26,47				02:57,88
#37	01:28,13					01:28,13



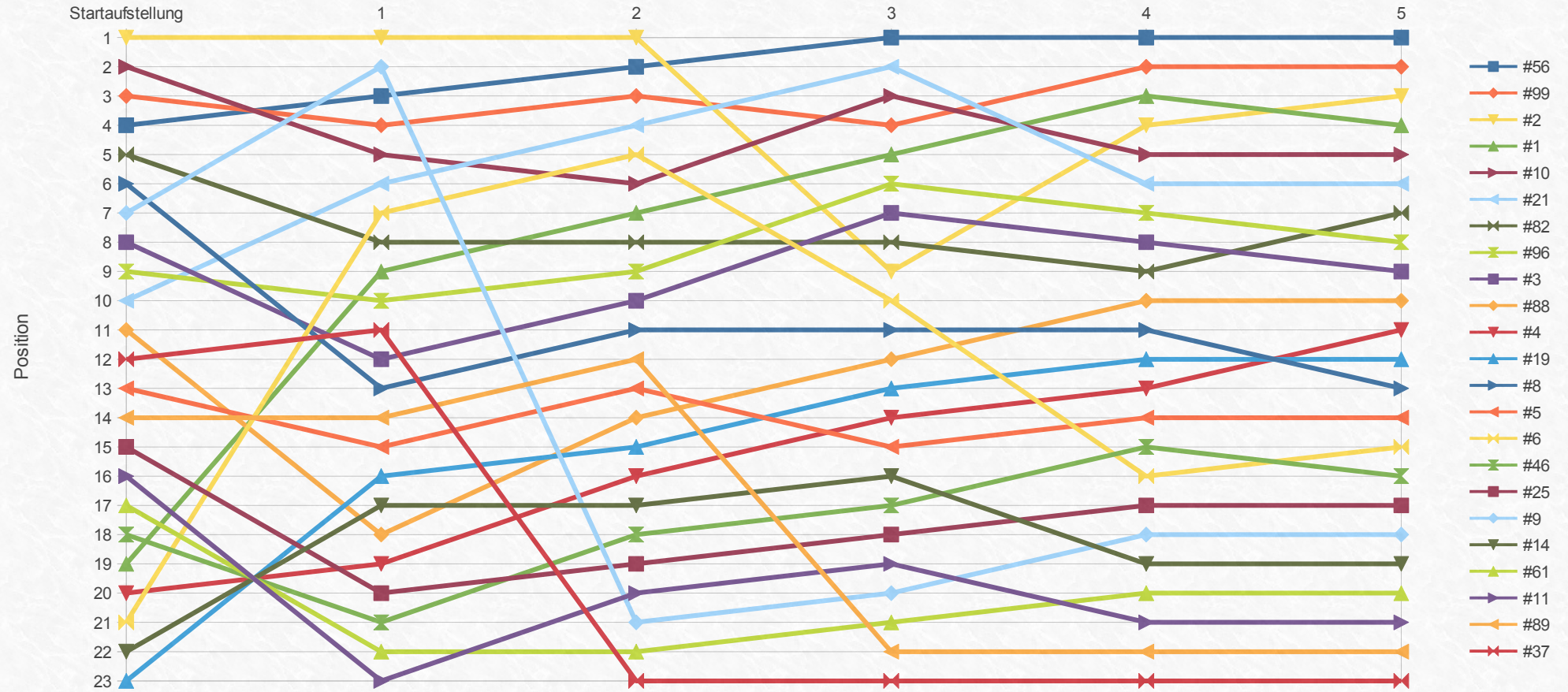
Tuning 50

Startaufstellung – nach Jahreswertung



Tuning 50

Rennverlauf



Open 50

Ergebnis



Position	Nummer	Name	Team	Ergebnis	Abstand	beste Runde	Startpos.	Änderung	Punkte	Bemerkung
1.	#5	Felix Zschiesche	RHT Production	13 Runden		1:18,11	1	0→	25	
2.	#16	Felix Liebe		+ 00:08,88	+ 00:08,88	1:12,80	5	3↑	20	10 Sekunden stop & go; Fehlstart
3.	#17	Francesco Schöneis		+ 00:11,04	+ 00:02,16	1:15,34	9	6↑	16	
4.	#91	Uwe Seeländer		+ 00:56,43	+ 00:45,39	1:21,26	6	2↑	13	
5.	#T56	Stefan Schulze	Schmiermaxe Racing	+ 01:06,65	+ 00:10,22	1:16,94	16	11↑	11	
6.	#97	Julian Bartsch		+ 01:07,88	+ 00:01,23	1:20,14	15	9↑	10	
7.	#29	Daniel König		+ 01:08,02	+ 00:00,14	1:19,82	11	4↑	9	
8.	#33	Matthias Dunkel		+ 1 Runde		1:22,86	2	6↓	8	
9.	#7	Matti Heynig	Mut zur Krücke	+ 1 Runde	+ 00:14,95	1:23,81	4	5↓	7	
10.	#10	Troy Bude	RZT Beinlich Racing	+ 2 Runden		1:31,30	8	2↓	6	
11.	#63	Michael Papke	Mut zur Krücke	+ 2 Runden	+ 00:11,76	1:32,03	3	8↓	5	
12.	#56	Lukas Franke		+ 2 Runden	+ 00:00,60	1:32,04	12	0→	4	
13.	#27	Micky Winkler	Beinlich Racing Team	+ 2 Runden	+ 00:03,06	1:31,19	10	3↓	3	
14.	#9	Nick Filler	Beinlich Racing Team	+ 3 Runden		1:43,30	7	7↓	2	
15.	#60	Felix Saalfrank		+ 3 Runden	+ 00:18,52	1:41,99	13	2↓	1	
16.	#T99	Alexander Pfeifer	Team SRS	+ 4 Runden		1:29,13	17	1↑		dnf
17.	#75	Michael Braun		+ 12 Runden		1:39,57	14	3↓		dnf

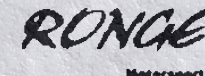


Open 50

Rundenanalyse

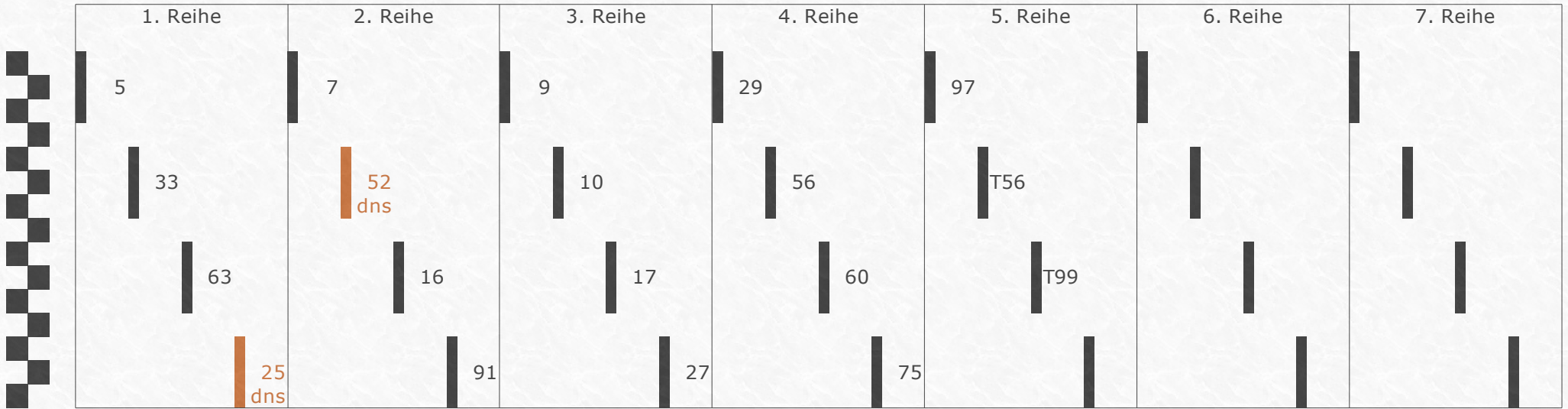


Nummer	Runde 1	Runde 2	Runde 3	Runde 4	Runde 5	Runde 6	Runde 7	Runde 8	Runde 9	Runde 10	Runde 11	Runde 12	Runde 13	gesamt
#5	01:25,65	01:22,91	01:21,67	01:23,67	01:24,37	01:23,51	01:21,20	01:22,32	01:20,59	01:19,85	01:18,11	01:18,20	01:18,94	17:40,99
#16	01:38,49	01:22,06	01:22,04	01:53,43	01:23,95	01:18,70	01:18,03	01:19,04	01:16,23	01:16,87	01:13,57	01:12,80	01:14,66	17:49,87
#17	01:28,22	01:23,19	01:22,96	01:21,63	01:40,05	01:24,59	01:24,39	01:21,27	01:20,05	01:18,26	01:16,14	01:15,34	01:15,94	17:52,03
#91	01:33,29	01:27,09	01:28,56	01:28,21	01:27,71	01:24,78	01:23,96	01:22,79	01:21,81	01:22,28	01:34,29	01:21,39	01:21,26	18:37,42
#T56	01:39,06	01:29,01	01:35,55	01:27,81	01:29,45	01:30,90	01:27,75	01:23,42	01:20,59	01:28,02	01:20,76	01:18,38	01:16,94	18:47,64
#97	01:48,50	01:26,20	01:29,80	01:27,32	01:25,32	01:26,51	01:25,48	01:25,62	01:25,27	01:24,86	01:23,67	01:20,14	01:20,18	18:48,87
#29	01:38,48	01:27,21	01:42,92	01:32,29	01:29,32	01:27,13	01:24,54	01:22,77	01:22,15	01:21,47	01:20,52	01:20,39	01:19,82	18:49,01
#33	01:43,34	01:24,95	02:03,99	01:28,17	01:26,14	01:54,12	01:26,08	01:22,86	01:23,57	01:24,25	01:24,31	01:23,15		18:24,93
#7	01:54,55	01:41,51	01:36,23	01:35,53	01:32,14	01:32,60	01:29,50	01:32,55	01:29,36	01:26,04	01:26,06	01:23,81		18:39,88
#10	01:47,93	01:37,82	01:39,20	01:38,36	01:38,20	01:37,42	01:37,52	01:35,26	01:34,27	01:32,48	01:31,30			17:49,76
#63	01:55,85	01:43,48	01:39,44	01:37,60	01:37,58	01:38,10	01:36,01	01:35,11	01:33,65	01:32,03	01:32,67			18:01,52
#56	01:49,24	01:40,94	01:40,59	01:41,15	01:39,75	01:38,23	01:38,00	01:36,41	01:32,97	01:32,04	01:32,80			18:02,12
#27	01:52,01	01:43,58	01:42,67	01:40,98	01:37,97	01:39,60	01:36,04	01:35,74	01:32,42	01:32,98	01:31,19			18:05,18
#9	01:59,48	01:47,65	01:46,22	01:48,21	01:47,44	01:47,19	01:44,38	01:44,65	01:43,30	01:43,72				17:52,24
#60	01:58,72	01:52,98	01:50,73	01:50,27	01:50,60	01:48,95	01:46,85	01:44,60	01:45,07	01:41,99				18:10,76
#T99	01:44,67	01:39,00	01:38,12	01:35,18	01:35,86	01:34,32	01:31,80	01:30,56	01:29,13					14:18,64
#75	01:39,57													01:39,57



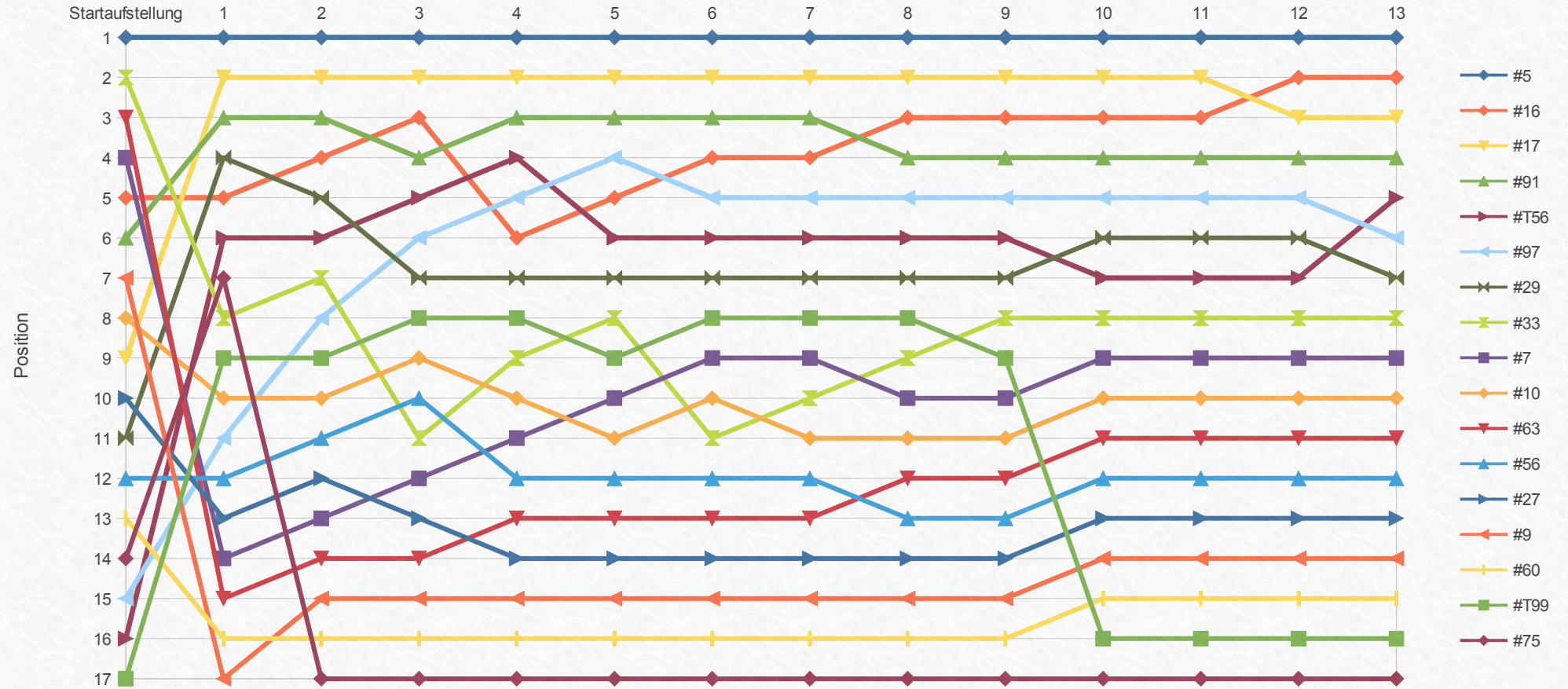
Open 50

Startaufstellung – nach Jahreswertung



Open 50

Rennverlauf



Tuning 85

Ergebnis



Position	Nummer	Name	Team	Ergebnis	Abstand	beste Runde	Startpos.	Änderung	Punkte	Bemerkung
1.	#6	Jan Schäffer	Langtuning-MZA	12 Runden		1:28,63	2	1↑	25	
2.	#75	Marcus Mannigel	Simson Racingteam Hartenstein	+ 00:43,85	+ 00:43,85	1:30,82	14	12↑	20	
3.	#13	Ben Vogler		+ 00:56,10	+ 00:12,25	1:30,45	6	3↑	16	
4.	#1	Daniel Reichel	ZT-Tuning	+ 01:01,33	+ 00:05,23	1:31,89	1	3↓	13	
5.	#66	Carsten Zocher	Schmiermaxe Racing	+ 01:05,06	+ 00:03,73	1:30,61	11	6↑	11	
6.	#2	Marcus Rädcl	Langtuning-MZA	+ 01:06,16	+ 00:01,10	1:30,09	3	3↓	10	
7.	#79	René Richter	Pony-Rennstall	+ 01:06,30	+ 00:00,14	1:29,84	4	3↓	9	
8.	#21	Toni Förster	Pony-Rennstall	+ 1 Runde		1:34,86	16	8↑	8	
9.	#55	Florian Barth	Team SRS	+ 1 Runde	+ 00:10,73	1:37,52	12	3↑	7	
10.	#9	Markus Hölig	Hölig-Racing	+ 1 Runde	+ 00:26,39	1:35,55	7	3↓	6	
11.	#69	Frank Schmieder	Racing Team Saxony	+ 1 Runde	+ 00:04,86	1:39,22	17	6↑	5	
12.	#54	Max Köhler		+ 1 Runde	+ 00:28,09	1:39,55	15	3↑	4	
13.	#37	Martin Stöpel	ZT-Tuning	+ 1 Runde	+ 00:02,69	1:38,96	5	8↓	3	
14.	#28	Sebastian Gabb		+ 2 Runden		1:36,64	8	6↓	2	dnf, 83%
15.	#14	Florian Hufeland		+ 2 Runden	+ 01:31,65	1:42,80	13	2↓	1	
16.	#77	André Lange	Team SRS	+ 2 Runden	+ 00:39,82	1:48,16	10	6↓		
17.	#96	Jan Thar	Simson-Doctors RZT	+ 3 Runden		1:59,01	9	8↓		
18.	#40	Philip Jork		+ 9 Runden		1:38,37	18	0→		dnf



Tuning 85

Rundenanalyse

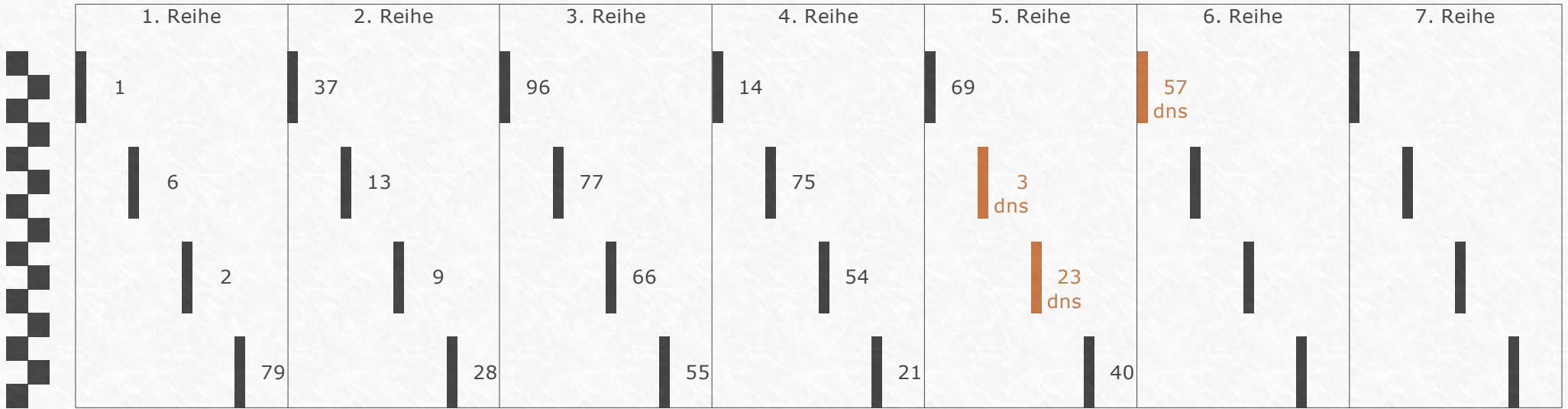


Nummer	Runde 1	Runde 2	Runde 3	Runde 4	Runde 5	Runde 6	Runde 7	Runde 8	Runde 9	Runde 10	Runde 11	Runde 12	gesamt
#6	01:32,02	01:29,05	01:30,17	01:30,25	01:31,54	01:31,73	01:29,68	01:30,31	01:30,50	01:30,04	01:28,63	01:29,95	18:03,87
#75	01:40,18	01:32,18	01:30,82	01:31,24	01:33,03	01:35,23	01:35,37	01:35,49	01:33,32	01:33,46	01:33,57	01:33,83	18:47,72
#13	01:42,27	01:35,65	01:35,15	01:34,89	01:34,85	01:33,32	01:30,98	01:44,91	01:33,64	01:32,01	01:30,45	01:31,85	18:59,97
#1	01:36,20	01:33,96	01:32,94	01:31,89	01:44,73	01:35,54	01:38,31	01:38,89	01:34,44	01:33,19	01:33,03	01:32,08	19:05,20
#66	01:41,01	01:35,53	01:35,13	01:33,97	01:35,08	01:34,58	01:45,40	01:36,29	01:35,76	01:34,33	01:31,24	01:30,61	19:08,93
#2	01:55,27	01:35,51	01:33,00	01:33,18	01:34,36	01:31,35	01:31,19	01:41,68	01:36,54	01:34,75	01:33,11	01:30,09	19:10,03
#79	01:39,23	01:33,86	01:56,31	01:37,76	01:38,23	01:33,29	01:32,14	01:32,50	01:32,09	01:33,51	01:31,41	01:29,84	19:10,17
#21	01:51,75	01:43,43	01:37,52	01:39,38	01:39,30	01:40,84	01:36,84	01:34,86	01:37,63	01:37,01	01:38,54		18:17,10
#55	01:53,89	01:42,99	01:40,95	01:39,17	01:37,53	01:40,28	01:38,57	01:38,71	01:40,46	01:37,76	01:37,52		18:27,83
#9	01:44,27	01:38,31	01:38,10	01:35,55	01:35,82	02:08,29	01:36,86	01:59,33	01:39,41	01:39,74	01:38,54		18:54,22
#69	01:57,10	01:43,02	01:43,80	01:42,20	01:41,90	01:43,14	01:43,25	01:43,95	01:41,64	01:39,86	01:39,22		18:59,08
#54	02:10,87	01:44,13	01:40,16	01:41,14	01:54,55	01:42,91	01:47,83	01:40,99	01:41,90	01:43,14	01:39,55		19:27,17
#37	01:51,41	01:44,78	01:44,81	01:42,16	01:40,53	02:13,26	01:46,25	01:45,87	01:42,07	01:39,76	01:38,96		19:29,86
#28	01:48,00	01:39,79	01:39,90	01:39,24	01:38,20	01:40,33	01:36,64	01:36,95	01:38,79	01:38,38			16:36,22
#14	02:01,21	01:45,39	01:44,07	01:42,80	01:49,46	01:48,46	01:48,35	01:48,72	01:50,09	01:49,32			18:07,87
#77	02:02,14	01:55,66	01:55,74	01:52,23	01:51,43	01:51,31	01:51,82	01:51,03	01:48,16	01:48,17			18:47,69
#96	02:07,67	02:02,57	02:00,32	02:00,44	02:05,36	02:02,67	01:59,01	02:08,21	02:00,56				18:26,81
#40	01:50,91	01:40,67	01:38,37										05:09,95



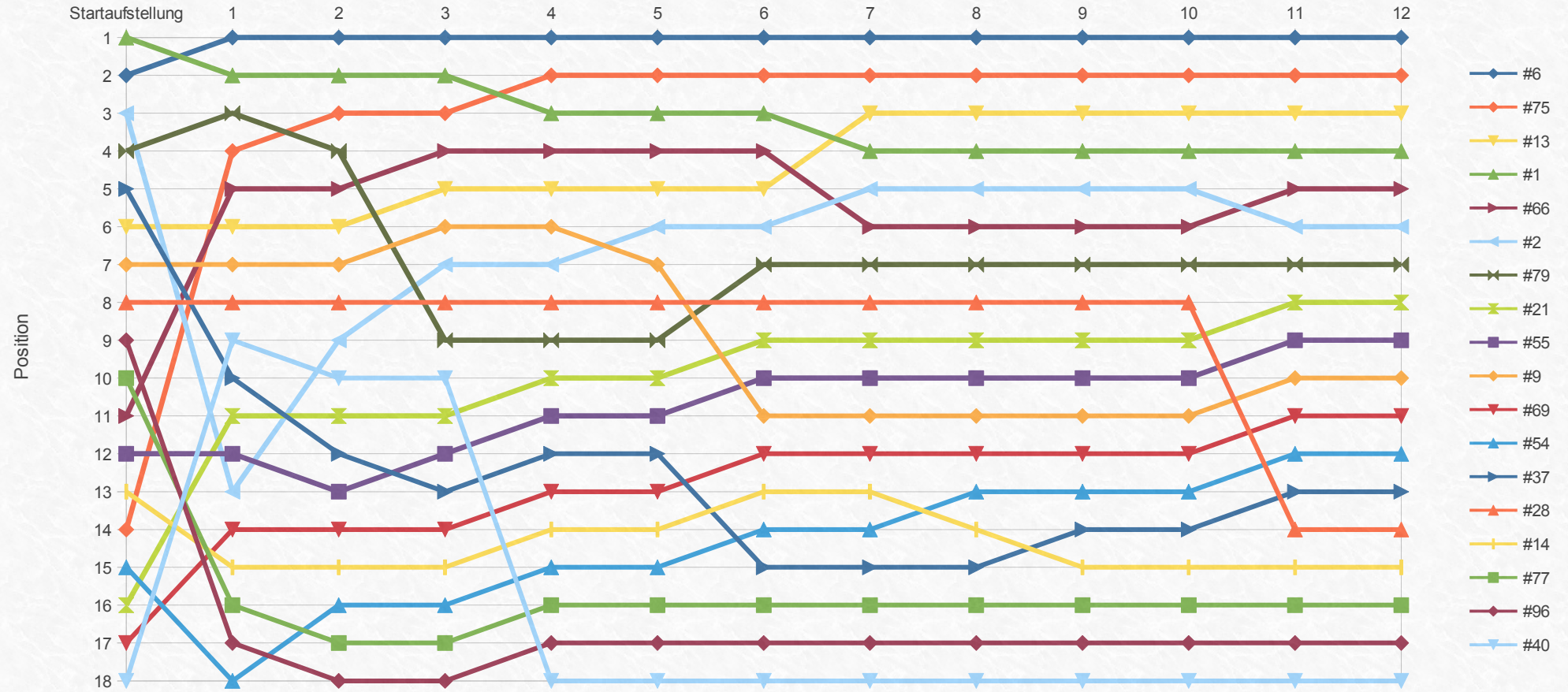
Tuning 85

Startaufstellung – nach Jahreswertung



Tuning 85

Rennverlauf



Open 85

Ergebnis



Position	Nummer	Name	Team	Ergebnis	Abstand	beste Runde	Startpos.	Änderung	Punkte	Bemerkung
1.	#16	Felix Liebe		15 Runden		1:06,75	1	0→	25	
2.	#28	Dominic Kassner	ZT-Tuning	+ 00:27,34	+ 00:27,34	1:08,81	15	13↑	20	
3.	#6	Michel Deisinger	Oldtimerschmiede D&S Racing	+ 00:31,79	+ 00:04,45	1:09,33	7	4↑	16	
4.	#4	Patrick Klemm	Beatracing	+ 00:47,43	+ 00:15,64	1:09,12	2	2↓	13	
5.	#15	Tom Seib	Oldtimerschmiede D&S Racing	+ 00:55,13	+ 00:07,70	1:10,99	10	5↑	11	
6.	#55	Felix Zschiesche	RHT Production	+ 01:11,26	+ 00:16,13	1:10,92	3	3↓	10	
7.	#42	Sarah Göpfert	Motopipes Racing Team	+ 1 Runde		1:12,34	12	5↑	9	
8.	#66	Carsten Zocher	Schmiermaxe Racing	+ 1 Runde	+ 00:13,13	1:11,70	16	8↑	8	
9.	#23	Dirk Postler	Zweitaktgeschwader Pöhlau	+ 1 Runde	+ 00:05,90	1:13,14	6	3↓	7	
10.	#96	Stefan Zwingenberger	ORP Racing Team	+ 1 Runde	+ 00:03,56	1:14,15	9	1↓	6	
11.	#86	Daniel Günther	Team RTM	+ 1 Runde	+ 00:32,88	1:14,66	8	3↓	5	
12.	#76	Domenic Kropf	Simson Racingteam Hartenstein	+ 1 Runde	+ 00:00,74	1:12,84	4	8↓	4	10 Sekunden stop & go; Fehlstart
13.	#75	Michael Braun		+ 1 Runde	+ 00:18,63	1:17,35	18	5↑	3	
14.	#10	Mario Roth		+ 2 Runden		1:18,46	13	1↓	2	
15.	#22	Maximilian Schindler	Team SRS	+ 4 Runden		1:32,64	14	1↓	1	
16.	#37	Kay Bretschneider	Racing Team Saxony	+ 8 Runden		1:17,93	5	11↓		
17.	#70	Julian Bartsch		+ 11 Runden		1:15,36	17	0→		dnf
18.	#1	Ringo Feustel	Team RTM	+ 13 Runden		1:15,77	11	7↓		dnf



Open 85

Rundenanalyse

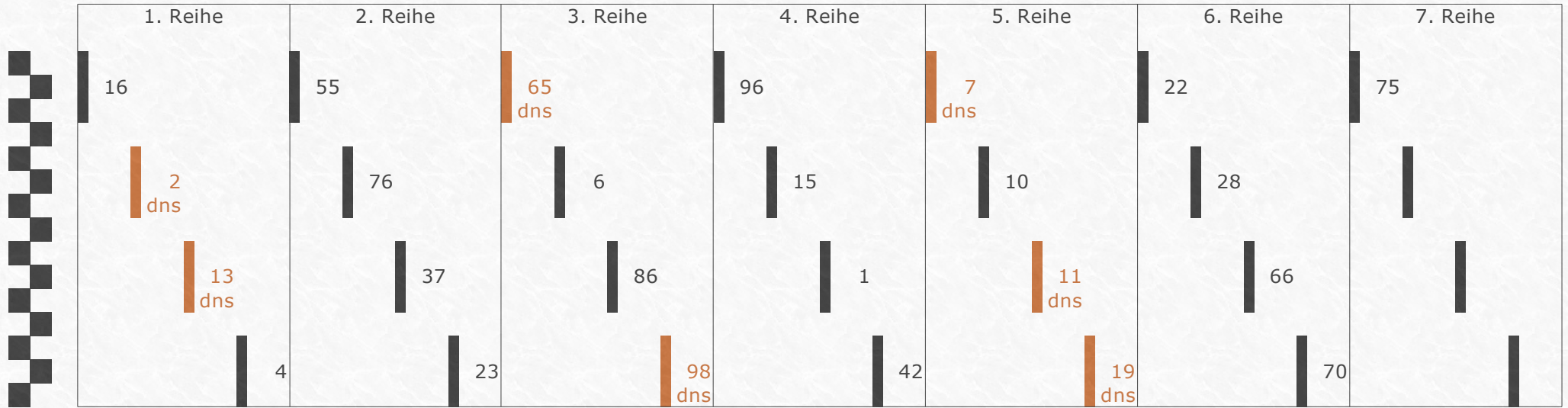


Nummer	Runde 1	Runde 2	Runde 3	Runde 4	Runde 5	Runde 6	Runde 7	Runde 8	Runde 9	Runde 10	Runde 11	Runde 12	Runde 13	Runde 14	Runde 15	gesamt
#16	01:13,03	01:10,45	01:09,23	01:10,98	01:09,66	01:12,09	01:10,98	01:09,39	01:09,20	01:08,99	01:07,63	01:08,99	01:07,66	01:07,56	01:06,75	17:22,59
#28	01:20,62	01:14,28	01:11,46	01:12,32	01:10,94	01:11,31	01:10,80	01:09,84	01:10,46	01:10,90	01:10,34	01:09,72	01:08,85	01:08,81	01:09,28	17:49,93
#6	01:21,26	01:14,17	01:11,31	01:12,34	01:11,48	01:11,19	01:10,78	01:10,29	01:10,75	01:10,70	01:09,86	01:09,33	01:09,77	01:09,51	01:11,64	17:54,38
#4	01:14,98	01:13,39	01:12,74	01:13,90	01:11,99	01:11,81	01:11,84	01:10,67	01:10,40	01:09,40	01:10,74	01:09,58	01:09,45	01:09,12	01:30,01	18:10,02
#15	01:21,42	01:16,47	01:15,22	01:13,96	01:12,93	01:12,10	01:11,90	01:12,03	01:11,75	01:12,11	01:12,57	01:11,68	01:11,32	01:10,99	01:11,27	18:17,72
#55	01:18,77	01:13,69	01:12,83	01:13,09	01:11,80	01:11,25	01:12,12	01:10,92	01:11,36	01:11,43	01:33,01	01:14,07	01:12,90	01:12,45	01:14,16	18:33,85
#42	01:22,97	01:15,97	01:16,72	01:15,23	01:14,47	01:13,73	01:13,79	01:13,28	01:13,49	01:13,20	01:12,70	01:13,65	01:12,34	01:12,39		17:23,93
#66	01:22,78	01:15,43	01:16,00	01:13,81	01:26,55	01:14,61	01:14,33	01:15,54	01:14,44	01:13,54	01:13,50	01:11,70	01:12,64	01:12,19		17:37,06
#23	01:21,75	01:16,38	01:18,22	01:16,17	01:20,08	01:15,57	01:15,09	01:15,78	01:15,24	01:13,14	01:13,99	01:13,75	01:13,77	01:14,03		17:42,96
#96	01:19,36	01:17,70	01:18,19	01:16,98	01:19,05	01:16,23	01:15,15	01:15,02	01:14,15	01:14,49	01:14,74	01:14,43	01:15,00	01:16,03		17:46,52
#86	01:20,42	01:16,94	01:16,28	01:16,97	01:17,33	01:14,66	01:15,82	01:28,94	01:23,58	01:20,17	01:18,99	01:18,29	01:15,35	01:15,66		18:19,40
#76	01:27,06	01:16,54	01:40,51	01:20,09	01:19,59	01:18,68	01:16,61	01:16,18	01:14,59	01:15,26	01:12,84	01:13,27	01:13,09	01:15,83		18:20,14
#75	01:26,69	01:19,87	01:20,49	01:21,57	01:20,53	01:19,59	01:19,31	01:17,71	01:20,23	01:20,21	01:19,16	01:17,35	01:18,47	01:17,59		18:38,77
#10	01:31,49	01:22,30	01:23,33	01:21,97	01:22,33	01:22,44	01:21,28	01:20,19	01:20,88	01:19,10	01:20,93	01:19,19	01:18,46			17:43,89
#22	01:38,93	01:32,64	02:22,31	01:43,06	01:36,24	01:35,88	01:33,67	01:34,54	01:33,47	01:37,27	01:36,91					18:24,92
#37	01:18,96	01:27,24	01:27,92	01:18,72	01:17,93	01:17,99	01:18,91									18:27,67
#70	01:23,88	01:15,38	01:17,22	01:15,36												05:11,84
#1	01:24,79	01:15,77														02:40,56



Open 85

Startaufstellung – nach Jahreswertung



Open 85

Rennverlauf

